

Publication status: This preprint has been published elsewhere.

DOI of the published preprint: <https://doi.org/10.1590/0102-672020240001e1794>

PERIOPERATIVE CARE IN DIGESTIVE SURGERY: THE ERAS AND ACERTO PROTOCOLS. BRAZILIAN COLLEGE OF DIGESTIVE SURGERY POSITION PAPER

José Eduardo de Aguilar-Nascimento, Ulysses Ribeiro Junior, Pedro Eder Portari-Filho, Alberto Bicudo Salomão, Cervantes Caporossi, Ramiro Colleoni Neto, Dan Linetzki Waitzberg, Antonio Carlos Ligocki Campos

<https://doi.org/10.1590/0102-672020240001e1794>

Submitted on: 2024-01-26

Posted on: 2024-01-29 (version 1)

(YYYY-MM-DD)

Position Paper, Arq. Bras. Cir. Dig. 37 • 2024

<https://doi.org/10.1590/0102-672020240001e1794>

José Eduardo de **AGUILAR-NASCIMENTO** <https://orcid.org/0000-0002-3583-6612>

Ulysses **RIBEIRO JUNIOR** <https://orcid.org/0000-0003-1711-7347>

Pedro Eder **PORTARI-FILHO** <https://orcid.org/0000-0001-9676-6358>

Alberto Bicudo **SALOMÃO** <https://orcid.org/0000-0003-3284-5721>

Cervantes **CAPOROSSI** <https://orcid.org/0000-0001-5819-3325>

Ramiro **COLLEONI NETO** <https://orcid.org/0000-0002-5429-3692>

Dan Linetzki **WAITZBERG** <https://orcid.org/0000-0002-9196-9372>

Antonio Carlos Ligocki **CAMPOS** <https://orcid.org/0000-0001-5080-8380>

Position Paper

PERIOPERATIVE CARE IN DIGESTIVE SURGERY: THE ERAS AND ACERTO PROTOCOLS. BRAZILIAN COLLEGE OF DIGESTIVE SURGERY POSITION PAPER

Cuidados perioperatórios em cirurgia digestiva: protocolos eras e acerto – posicionamento do Colégio Brasileiro de Cirurgia Digestiva

José Eduardo de **AGUILAR-NASCIMENTO**¹, Ulysses **RIBEIRO JUNIOR**², Pedro Eder **PORTARI-FILHO**³, Alberto Bicudo **SALOMÃO**⁴, Cervantes **CAPOROSSI**¹, Ramiro **COLLEONI NETO**⁴, Dan Linetzki **WAITZBERG**², Antonio Carlos Ligocki **CAMPOS**⁵

From ¹ Centro Universitário de Varzea Grande (UNIVAG), Department of Surgery, Varzea Grande (MT), Brazil ; ² Department of Gastroenterology, Faculty of Medicine, Universidade de São Paulo, São Paulo (SP), Brazil ; ³ Faculty of Medicine, Universidade Federal do Rio de Janeiro, Rio de Janeiro (RJ), Brazil ; ⁴ Department of Surgery, Escola

Paulista de Medicina, Universidade Federal de São Paulo, São Paulo(SP), Brazil ; ⁵
Department of Surgery, Faculty of Medicine, Universidade Federal do Paraná, Curitiba
(PR), Brazil.

Short title: perioperative care in digestive surgery: the ERAS and ACERTO protocols
Cuidados perioperatórios em cirurgia digestiva: protocolos ERAS e ACERTO.

Financial Source: None

Conflict of Interests: None

Received: 12/21/2023

Accepted: 01/17/2024

Correspondence: José Eduardo de Aguiar-Nascimento. **Email:**
je.nascimentocba@gmail.com

Authors' contribution: JEA-N and ACLC conceived and wrote the article. URJ and PEPF contributed to the critical analysis and improvement of the article. All authors intellectually reviewed the final version of the manuscript and approved it for publication.

How to cite this article: Aguiar-Nascimento JE, Ribeiro Junior U, Portari-Filho PE, Salomão AB, Caporossi C, Colleoni Neto R, Waitzberg DL, Campos ACL. Perioperative care in digestive surgery: the ERAS and ACERTO protocols. Brazilian College of Digestive Surgery Position Paper. ABCD Arq Bras Cir Dig. 2024;37e1794. <https://doi.org/10.1590/0102-672020240001e1794>

Central Message

This position paper aims to introduce the views and recommendations of the Brazilian College of Digestive Surgery in perioperative care. Based on scientific evidence, this position paper explores the pre-, intra-, and postoperative windows of opportunity to the surgeon in connection with a multidisciplinary team prescribe prescription and up-to-date management to enhance recovery after digestive surgery. The recommendations contained herein may help surgeons to better manage the patient during the perioperative period.

Perspectives

Surgical technique is evolving over time, particularly with the advent of laparoscopic as well as robotic surgery. Perioperative care is also evolving since the introduction of the Fast Track surgery concept in the 1990, and the ERAS (Enhanced Recovery After Surgery) and the ACERTO (Aceleração da Recuperação Total Pós-Operatória) protocols introduced in the beginning of this century. Traditional management of digestive surgery has changed based on literature evidence. However, there is a gap between the state of the art and current perioperative care among digestive surgeons. We hope that this position paper helps to improve perioperative care management by introducing modern protocols of patient undergoing digestive procedures under the view of enhanced recovery programs, notably the ERAS and the ACERTO guidelines.

Image

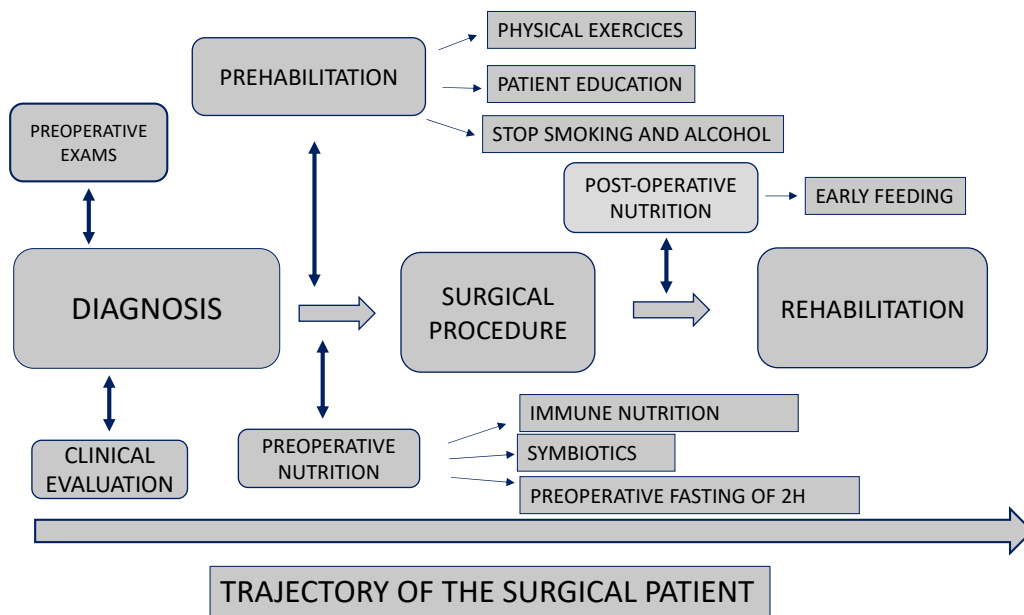


Figure 3: Surgical patient journey following a multimodal enhancing recovery protocol

ABSTRACT

Background: The concept introduced by enhanced recovery after surgery protocols modifies perioperative traditional care in digestive surgery. The integration of these modern recommendations components during the perioperative period are highly important to ensure less postoperative complications, reduced length of hospital stay and decreased surgical costs.

Aims: The aim of this position paper is to emphasize the most important points of a multimodal perioperative care protocol.

Methods: A careful analysis of each recommendation of both ERAS and ACERTO protocols is presented, justifying its inclusion in the recommended multimodal care of digestive surgery patients.

Results: Enhanced recovery programs (ERPs) such as ERAS and ACERTO protocols are a cornerstone in modern perioperative care. Nutritional therapy is highly important in digestive surgery and thus both preoperative and postoperative nutrition care are key to ensure less postoperative complications and to reduce the length of hospital stay. The

concept of prehabilitation is another key element in ERPs. Management of crystalloid fluids in a perfect balance is vital. Fluid overload may delay the recovery of patients and increase postoperative complications. Abbreviation of preoperative fast for 2h before anesthesia is now accepted by various guidelines of both surgical and anesthesiology societies. Combined with early postoperative refeeding, these prescriptions are not only safe but can also enhance recovery of patients undergoing digestive procedures.

Conclusions: This Brazilian College of Digestive Surgery position paper strongly emphasizes that the implementation of ERPs in digestive surgery represents a paradigm shift in perioperative care, transcending traditional practices and embracing an intelligent approach to patient well-being.

KEYWORDS: Perioperative Care, Nutrition Therapy, Crystalloid Solutions, Guideline

RESUMO

Racional: O conceito introduzido pelos protocolos de recuperação após a cirurgia modifica os cuidados perioperatórios tradicionais em cirurgia digestiva. A integração desses componentes modernos de recomendações, durante o período perioperatório, é de grande importância para garantir menos complicações pós-operatórias, redução do tempo de internação hospitalar e diminuição dos custos cirúrgicos.

Objetivos: O objetivo deste posicionamento é enfatizar os pontos mais importantes de um protocolo multimodal de cuidados perioperatórios.

Métodos: Análise criteriosa de cada recomendação dos protocolos ERAS e ACERTO, justificando sua inclusão no atendimento multimodal recomendado para pacientes de cirurgia digestiva.

Resultados: Os programas de recuperação avançada (PRAs), tais como os protocolos ERAS e ACERTO, são a base dos cuidados perioperatórios modernos. A terapia nutricional é de grande importância na cirurgia digestiva e, portanto, tanto os cuidados nutricionais pré-operatórios, quanto pós-operatórios são fundamentais para garantir menos complicações pós-operatórias e reduzir o tempo de internação hospitalar. O conceito de pré-habilitação é outro elemento-chave nos PRAs. O manuseio de fluidos cristalóides em perfeito equilíbrio é vital. A sobrecarga de fluidos pode atrasar a

recuperação dos pacientes e aumentar as complicações pós-operatórias. A abreviação do jejum pré-operatório de 2 horas antes da anestesia é agora aceita por diversas diretrizes das sociedades cirúrgicas e de anestesiologia. Combinadas com a realimentação pós-operatória precoce, essas prescrições não são apenas seguras, mas também podem melhorar a recuperação de pacientes submetidos a procedimentos digestivos.

Conclusões: Este posicionamento do Colégio Brasileiro de Cirurgia Digestiva enfatiza fortemente que a implementação de PRAs em cirurgia digestiva, representa uma mudança de paradigma no cuidado perioperatório, transcendendo as práticas tradicionais e adotando uma abordagem inteligente para o bem-estar do paciente.

DESCRITORES: Assistência perioperatória, Terapia Nutricional, Soluções Cristaloides, Guia

SUMMARY OF MAIN RECOMMENDATIONS:

- Provide comprehensive preoperative education to patients, discussing their expectations, and the importance of their active participation in their recovery.
- Emphasize the importance of preoperative nutrition, including immune nutrition and carbohydrate loading, to enhance energy reserves and support optimal recovery.
- Implement more restrictive fluid management strategies tailored to individual patient needs, avoiding excessive hydration and associated complications.
- Implement the use of symbiotics perioperatively.
- Discourage prolonged preoperative fasting and encourage the intake of clear fluids up to 2 hours before surgery to maintain hydration and energy levels.
- Implement multimodal strategy to prevent nausea and vomiting.
- Utilize minimally invasive surgical techniques whenever feasible to minimize tissue trauma and to accelerate recovery.
- Emphasize laparoscopic or robotic-assisted surgeries in conjunction with ERPs principles to optimize outcomes.

- Minimize opioid use in favor of multimodal analgesia, incorporating regional anesthesia, non-opioid medications, and patient-controlled analgesia.
- Employ a multimodal approach to pain management, combining various analgesic modalities to address pain from multiple angles.
- Encourage early postoperative mobilization to enhance recovery, reduce complications, and minimize the risk of thromboembolic events.
- Promote early initiation of oral or enteral nutrition to support gastrointestinal function and expedite recovery.
- Discourage prolonged postoperative fasting and encourage a prompt return to oral intake to prevent nutritional depletion.
- Initiate early discharge planning to facilitate a smooth transition from the hospital to home or a lower-level care facility.

INTRODUCTION

During the last decade of the past century some revision papers and international societies guidelines introduced in the literature the concept of fast-track surgery. This approach basically suggested modifications in traditional perioperative care to enhance recovery after surgery. The so-called fast track protocol was mainly advocated by Kehlet in Europe and by Wilmore in the USA³³. In the beginning of the current century a group of surgeons and anesthesiologists from some Northern European countries introduced a comprehensive protocol improving the fast-track approach.

This evidence-based guideline of perioperative care was named ERAS (Enhanced Recovery After Surgery) protocol^{19, 31,34,35,40,43,56}. In 2005, a Brazilian multimodal protocol of perioperative care was initiated in a University Hospital and firstly published in 2006^{5,17,18,19, 54} (Figure 1).

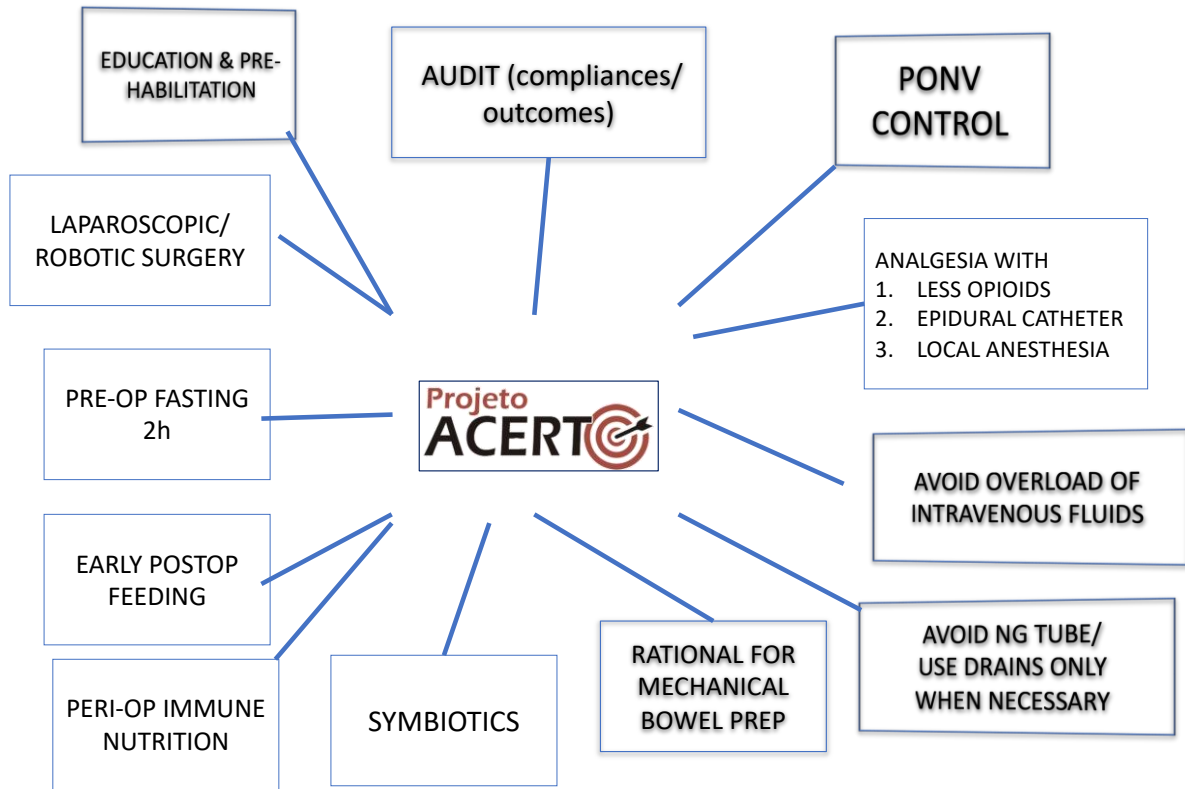


Figure 1. Elements of the ACERTO protocol. (PONV = postoperative nausea and vomiting; Pre-op = preoperative; Postop = postoperative; Bowel prep = bowel preparation; NG = nasogastric).

In recent literature the name enhanced recovery protocols (ERPs) has been frequently used to express multimodal perioperative care and this current position paper will therefore adopt this term herein.

ERPs involve a comprehensive approach to patient management before, during, and after surgery, integrating various strategies to enhance outcomes and accelerate recovery (Figure 2) ^{6,60}.

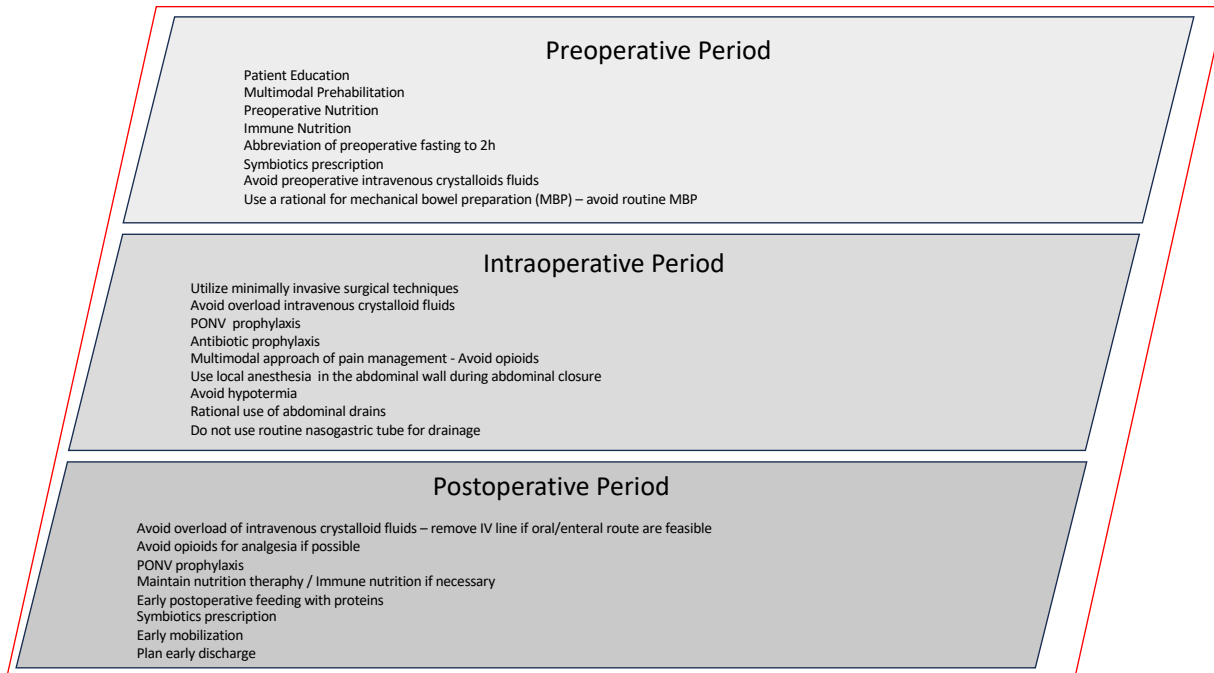


Figure 2. Perioperative care recommended by Brazilian College of Digestive Surgery for digestive surgery (PONV = postoperative nausea and vomiting)

This approach combines surgical technique with nutrition, pharmacological, psychological, and physiological interventions to address different aspects of the surgical process^{15,44,53}. Key components include preoperative optimization^{8,18,21,31,34,35}, which focuses on patient preparation and risk reduction, intraoperative strategies such as balanced anesthesia and minimally invasive techniques, and postoperative care involving pain management³⁰, early mobilization⁶², and nutrition⁶⁰. Perioperative nutrition plays an important role in enhanced recovery protocols especially by improving the nutritional condition of the patient before and after surgery as well as reducing the fasting period^{8,18,,25,32,36}. Multimodal analgesia, a cornerstone of these protocols, utilizes a combination of analgesic agents to minimize reliance on opioids, thereby reducing side effects and promoting quicker recovery^{17,30,31}. Psychosocial elements, like patient education and psychological support, play a crucial role in minimizing perioperative stress and improving overall well-being^{5,19,35,36}.

The integration of these modern prescriptions during the perioperative period is highly important to ensure less postoperative complications, reduce length of hospital stay and decrease surgical costs^{2,6,45,56}.

Therefore, this knowledge should be enforced to increase perceptions of surgeons¹². The aim of this position paper is to emphasize not only the most important points of an ERP but also recommend it in perioperative care of digestive procedures.

What is prehabilitation and how can it enhance the recovery of the surgical patients?

Prehabilitation, a proactive and structured approach to preparing patients for surgery during the preoperative period, has gained prominence as an integral component of enhanced recovery protocols²⁸. Rather than focusing solely on postoperative rehabilitation, prehabilitation aims to optimize a patient's physical and psychological status before surgery, potentially leading to improved outcomes and enhanced recovery¹⁴.

Tailored exercise programs, encompassing aerobic conditioning, strength training, and flexibility exercises for approximately four weeks before surgery can improve overall fitness and enhance a patient's physiological reserve²⁶. This can be particularly beneficial for patients undergoing major elective surgeries. Preoperative anxiety and stress can impact postoperative recovery. Psychological interventions, such as counseling and stress-reducing techniques, are integral to prehabilitation to improve mental well-being¹⁴.

Prehabilitation often involves interventions to address modifiable risk factors, such as arterial hypertension and diabetes and also, ceasing smoking and alcohol consumption²⁷. Alcohol and smoking cessation, along with guidance on lifestyle modifications, contribute to a healthier preoperative state. Providing patients with information about the surgical process, expected outcomes, and the importance of their active participation in prehabilitation fosters a sense of empowerment. Informed and engaged patients may better adhere to prehabilitation plans^{14,27}.

In summary, prehabilitation represents a proactive strategy to optimize a patient's physical and mental health before surgery, aligning with the principles of enhanced

recovery. Integrating prehabilitation into the preoperative period contributes to a more comprehensive and patient-centered approach to perioperative care¹⁴.

Currently the term multimodal prehabilitation has been used and includes nutrition as a key component. However, as can be seen below, we will look at perioperative nutrition separately⁴². A systematic review and meta-analysis showed that multimodal prehabilitation significantly decreased length of hospital stay by 2 days in patients undergoing colorectal surgery²⁶.

Therefore, we recommend multimodal prehabilitation to accelerate the functional capacity in surgical patients. The trajectory of the patients following these recommendations can be seen in Figure 3.

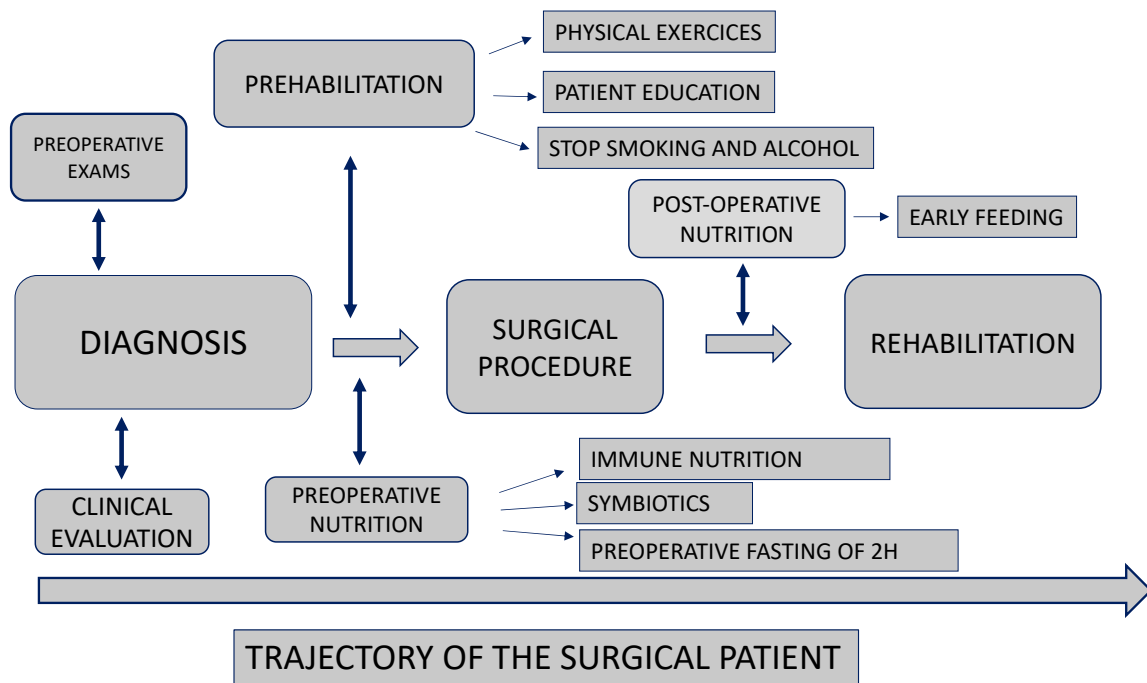


Figure 3. Surgical patient journey following a multimodal enhancing recovery protocol

How preoperative nutrition attention and prescription can benefit the surgical patient?

Adequate nutritional status approach before a moderate to major surgical procedure has been consistently considered to be highly important^{44,60}. Therefore, we strongly suggest nutritional status assessment before surgery. The nutritional risk score (NRS-2002) followed by subjective global assessment are example of tools to evaluate the nutritional status^{19,60}.

Surgical patients who are candidates to digestive procedures, especially in oncology, have a high prevalence of malnutrition alone or associated with sarcopenia⁴⁴. Adequate preoperative nutrition for at least 7-14 days before surgery can not only reduce postoperative complications but also decrease length of hospital stay and costs⁶⁰.

The ACERTO project suggests the INTERNUTI (immediate nutritional intervention) protocol that proposes the initiation of nutrition intervention immediately when the surgical procedure was decided^{5,19}. The INTERNUTI protocol is relevant because there is usually an interval of several days or weeks, and also a gap between the surgical decision moment and the day of the surgery due to laboratory exams, schedule of the surgeon or surgical theatre and other technicalities. More than 14 days of oral supplementation with proteins is not a problem!

Actually, implementing INTERNUTI is a better choice than lately decide to postpone the procedure to initiate preoperative nutrition. The options for preoperative nutrition are oral supplementation, enteral feeding and if the digestive route is contraindicated or can not be assessed, parenteral nutrition, or even the association of the three modalities⁴⁴. This approach is consistent with a large number of randomized trials and meta-analysis⁶⁰.

These data provided strong evidence that preoperative nutrition decreases postoperative complications and length of stay.

Clinical trials in surgical patients have investigated the impact of immune-enhancing nutrition, including arginine and omega-3 fatty acids, on postoperative outcomes^{1,32,36,56,60}. These studies suggest a reduction in infectious complications, including surgical site infections, in patients receiving these nutritional interventions.

The benefits which also includes reduction of nosocomial stay can be observed with at least five days of immune-enhanced nutrition preoperatively in major procedures and continuing for seven days postoperatively in cases of severe malnutrition⁵⁹.

How to prescribe preoperative fasting for elective digestive procedures and which benefits can be associated with reducing preoperative fasting protocol?

Preoperative fasting, traditionally mandated for several hours before surgery, has undergone a paradigm shift with the adoption of ERPs such as ERAS or ACERTO protocols^{5,19,22,35,36}. The conventional approach aimed to reduce the risk of aspiration during anesthesia, but prolonged fasting¹⁶ can lead to various adverse effects, including dehydration, insulin resistance, and increased stress response. In recent years, there has been a shift toward a more liberalized preoperative fasting approach, allowing patients to consume clear fluids up to 2 hours before surgery^{23,37,44,60}. This change is supported by growing evidence suggesting that a shorter fasting period combined with carbohydrate supplementation not only is safe (do not increase the risk of broncho aspiration)^{46,50}, but also can positively impact patient outcomes^{2,20,23,34}.

Protocols of various international societies of anesthesiologists recommend fast of solids for 6-8h and allow 200-400 mL of clear fluids containing carbohydrate up to 2h before anesthesia³⁴. Supplements, often in the form of clear liquids containing easily digestible carbohydrates (12% maltodextrin, 200 to 400 mL given 2h before induction of anesthesia) help to maintain metabolic function and mitigate the catabolic effects of prolonged fasting^{22,61}. These supplements given 2-hour before surgery contribute to improved insulin sensitivity, reduce muscle protein breakdown, and provide a readily available energy source for the body^{17,18,19,20,31,34,35,36}.

This approach aligns with the principles of enhanced recovery, emphasizing the importance of maintaining physiological functions and minimizing the stress response to surgery^{44,61}.

The combination of whey protein and carbohydrate supplementation administered 3 hours before the induction of anesthesia has gained attention within the ACERTO protocol as a potential strategy to further optimize preoperative nutritional status and positively impact surgical outcomes^{17,44,46,47}. Whey protein, the so-called fast protein, is easily digestible and absorbed, is rich in essential amino acids, and has been recognized for its ability to stimulate protein synthesis and enhance muscle preservation. When combined with carbohydrates, this nutritional strategy is not only safe but also provides a dual benefit by supporting both protein anabolism and maintaining glycogen stores^{3,46,47}.

Consuming whey protein and carbohydrates a few hours before anesthesia induction helps address the catabolic effects of surgery, providing the body with essential nutrients during the perioperative fasting period. This preoperative nutrition may contribute to improved muscle strength, reduce postoperative insulin resistance, and faster recovery.

Although this protocol of abbreviation of preoperative fasting can be used in most elective digestive surgeries there are contraindications that need to be emphasize as follows: gastroparesis, intestinal obstruction, ileus, use of semaglutide or anti-spasmodic drug, and in critically-ill patients^{44,60}.

Which are the benefits of early postoperative feeding and how safe is it in patients with digestive anastomosis?

Traditionally, surgeons reinitiate oral/enteral diet in digestive surgery after ileus resolution. As a result, patients usually stay 2-4 days with nil-per-mouth regimen and receive 2-3 L of intravenous crystalloid fluids per day¹⁹. Not rarely during this early postoperative period patients also receive a nasogastric tube to drain gastrointestinal contents.

Conversely, early postoperative feeding following abdominal surgery even with a gastrointestinal anastomosis is currently recognized to be safe and is considered a crucial component of all enhanced recovery protocols^{5,6,15,31,35,36,44}. This changing of management in postoperative refeeding is based on contemporary consistent evidence

that strongly supports the notion that initiating early oral/enteral feeding not only is safe but can also offer several advantages in the postoperative period^{19,39}.

Feeding shortly after abdominal surgery even with an anastomosis is believed to promote mucosal integrity, decrease ileus time, enhance the function of the gastrointestinal tract, decrease length of stay and reduce the risk of postoperative complications^{19,36,44}. Early enteral nutrition not only provides essential nutrients to support the body's recovery but also helps maintain the gut barrier function and modulate the inflammatory response.

Early postoperative feeding can be initiated even in postoperative recovery room²⁴ but is defined as the initiation of oral/enteral diet within 24h after surgery⁶⁰. The timing and composition of postoperative feeding diet may vary based on the type of surgery and individual patient factors. The notion of gradual progression of the diet from clear fluids to a full diet lacks evidence and nowadays modern guidelines suggest that the progression of the consistence of the diet should take into consideration the tolerance of the patient^{18,35,36,39,44}.

Guidelines based on randomized trials have consistently shown that early postoperative feeding can lead to faster recovery of bowel function, reduced length of hospital stay, and improved patient satisfaction^{18,31,35,46}. However, individual patient characteristics and the nature of the surgical procedure must be considered when determining the appropriate timing and composition of postoperative nutrition. For example, early enteral nutrition through either nasojejunal tube or jejunostomy has much more evidence strength to be safe than early oral nutrition when esophageal resection followed by anastomosis is done. On the other hand, early postoperative oral feeding after colorectal surgery is suggested by almost all guidelines of surgical and nutritional societies^{18,31,36}.

Finally, early commencement with diets containing protein is more efficient than others and should be the type of diet to be prescribed. A recent meta-analysis showed that early postoperative diet with proteins may reduce mortality in colorectal surgery⁵².

How to prescribe intravenous crystalloid fluids in uncomplicated digestive surgery?

The restrictive use of intravenous crystalloid fluids perioperatively has gained attention as a strategy to optimize fluid management and improve patient outcomes⁷. Traditional perioperative fluid practices often involved liberal administration of intravenous fluids; however, growing evidence suggests that a more conservative approach may be beneficial in certain patient populations and surgical scenarios.

Excessive administration of intravenous crystalloid fluids can lead to complications such as tissue edema, including pulmonary congestion, ileus, impaired organ function, and electrolyte imbalances¹¹. A restrictive fluid strategy focuses on tailoring fluid administration to individual patient needs, considering factors such as preoperative hydration status, the type of surgery, and ongoing losses in highly recommended. Studies indicated that a more restrictive fluid approach during surgery, particularly in patients without significant fluid deficits, may contribute to reduced postoperative complications, shorter hospital stays, and improved recovery³⁸. By avoiding fluid overload, the risk of complications including respiratory compromise and impaired tissue oxygenation can be minimized. The evidence shows that a small amount of fluid overload causing small weight gain of around 1–2 kg does not have adverse effects, but when the body weight increases 2.5–3 kg (or more) due to fluid excess, adverse effects can be expected and the risk of complications increase^{37,38}. It has been shown the adverse effects of excess saline and its consequent hyperchloraemic acidosis on postoperative outcome, anastomotic healing and gastrointestinal function (ileus)³⁸.

Findings in various studies and meta-analysis showed that salt and water retention is not a harmless and inevitable epiphenomenon, and should be avoided whenever possible by restricting maintenance fluids to the amount necessary to achieve a zero balance. It is important to note that the appropriateness of a restrictive fluid strategy depends on various factors, including patient comorbidities and the nature of the surgical procedure. Close monitoring of hemodynamic parameters, combining crystalloids fluids with colloids when indicated, and individualized fluid management are essential components of this approach⁴¹.

The enhanced recovery protocols such as ERAS and ACERTO recommend no preoperative intravenous fluids in elective surgery since the patient is in well condition^{20,31}. Shortening preoperative fasting time with clear fluids up to two hours before surgery may supply patients' needs.

Patients undergoing minor surgeries such as inguinal herniorrhaphy and orificial anal procedures may not need intravenous fluids postoperatively because early oral commencement of diet and hydration is preferable²⁴. Even videolaparoscopic cholecystectomy patients may recovery well without intravenous fluids. The use of a salinized scalp to maintain an IV access for intravenous drugs (such as anti-emetics, analgesics and antibiotics) may help to enhance the recovery of patients compared to the maintenance of a bag of 500-1000 mL of crystalloid fluid to keep an effective intravenous access. However, in major procedures intravenous crystalloids solutions are necessary but also could be stopped as soon as the patient is receiving oral hydration and diet.

As mentioned above, early postoperative feeding and hydration are very important items in ERAS and in ACERTO protocols^{19,31,36}. The evidence points out that balanced solutions such as Ringer or Plasmalyte should be preferred over 0.9% saline or 5-10% dextrose solutions^{19,38,48,58}. When necessary, the volume should be no more than 30 mL/kg/day in normal conditions. Colloids solutions may be combined to crystalloids solutions to reduce the total daily volume. An adequate daily hydric fluid balance should be done in major procedures. The concept of near zero fluid balance is a cornerstone of the ERAS protocol³⁸. Figure 4 shows the importance of fluid balance to reduce complications.

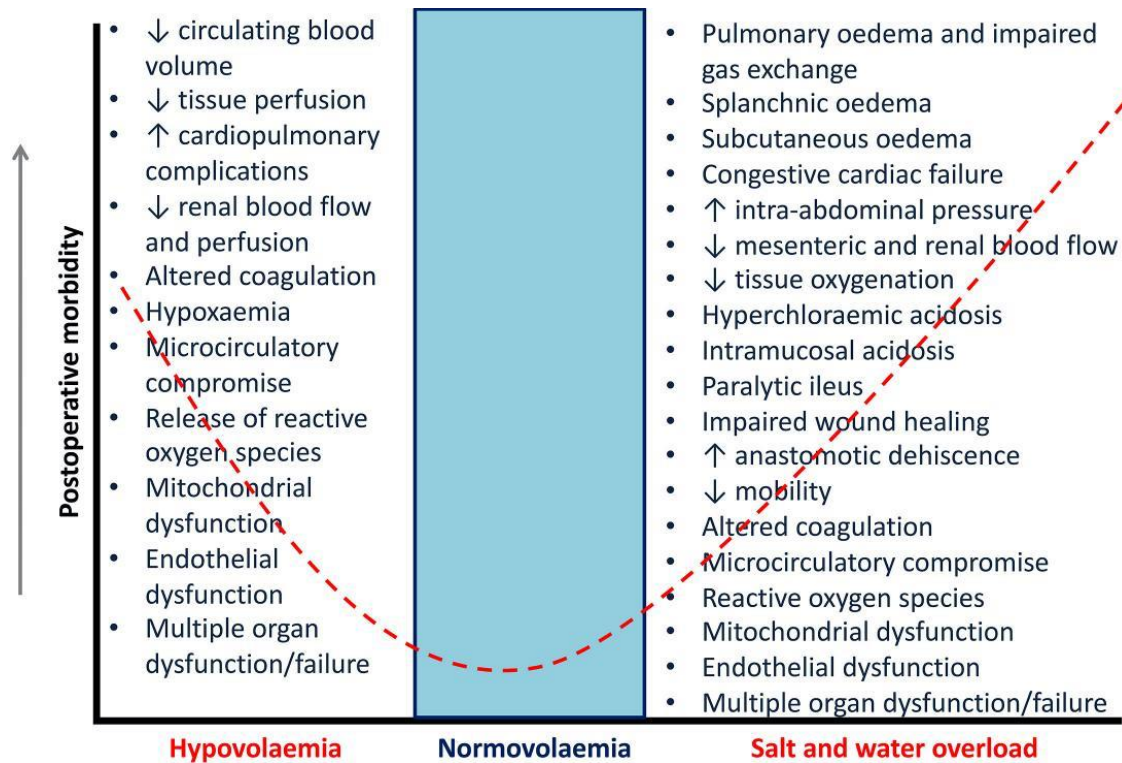


Figure 4. Volemia condition and postoperative morbidity (reproduced from Lobo ³⁷ (Clin Nutr. 2023;42(11):2270-2281)

Why is early postoperative mobilization recommended by ERPs?

Early postoperative mobilization is a cornerstone of ERPs and plays a pivotal role in expediting recovery, reducing complications, and improving overall patient outcomes. ERPs emphasize initiating ambulation and mobilization as soon as possible after surgery, typically within the first 24 hours^{19,35,36}. However, patients should be educated for this early postoperative mobilization before surgery because adherence may be low²⁹. This preoperative counseling may increase adherence of early mobilization^{19,29,40,56}.

This approach is applicable to a wide range of surgical procedures, including abdominal surgeries, joint replacements, and other interventions. However, as an isolated element to reduce the morbidity rate and duration of hospital stay, early mobilization alone

failed to help enhanced recovery⁶². Then, this prescription should be associated with other elements of ERPs.

Is the prophylaxis of postoperative nausea and vomiting (PONV) included in ERPs?

The prophylaxis for PONV is another crucial component of perioperative care. PONV can significantly impact a patient's postoperative experience, and preventing these symptoms aligns with the goals of ERPs, which aims to enhance recovery and improve patient outcomes^{20,31,34}. An initial assessment of the PONV risk can be done and the anesthesiologist should start a multimodal approach by intravenous drugs to mitigate the risk^{13,31}. During the early postoperative period the use of ondasetron (4 to 8mg bid or tds) is more effective than metoclorpramide^{55,61,64}.

ERPs also advocate for a more restrictive approach to fluid management, avoiding overhydration^{19,34}. This is relevant to PONV prophylaxis, as excessive intravenous fluids can contribute to nausea and vomiting³⁸. These modern protocols of perioperative care often recommend carbohydrate loading 2h before surgery and avoiding prolonged fasting^{19,34,36,44}. Decreasing preoperative fast can also contribute to a reduced risk of PONV.

Is preoperative mechanical bowel preparation (MBP) imperative in digestive surgery?

Most of digestive procedures can be performed without preoperative mechanical bowel preparation. However, MBP has been a subject of evolving practices and debates in colorectal surgery. Traditionally, MBP involved the use of laxatives and enemas to cleanse the bowel before surgery. However, ERPs principles challenge the routine use of MBP and recommend a more selective approach based on individual patient and surgical factors^{34,35}. MBP may be considered selectively for specific cases where there is a higher risk of infection or anastomotic leakage. This is the case of anastomosis involving the rectum. Nevertheless, the decision should be based on a careful evaluation of the

benefits and risks, taking into account the individual patient's characteristics and the surgical procedure.

According to ACERTO protocol, MBP is not necessary before right colectomy²⁰. During preoperative nutrition it is wise to recommend the patients to exclude fibers of the diet one week prior to the surgery.

Is the use of symbiotics a valuable option during the perioperative period?

The use of symbiotics, which are a combination of probiotics and prebiotics, has been a topic of interest in the field of digestive surgery and is included in the ACERTO protocol¹⁸. Probiotics are live microorganisms that confer health benefits when administered in adequate amounts, while prebiotics are non-digestible compounds that promote the growth and activity of beneficial bacteria in the gut. When combined, they form symbiotics, aiming to positively influence the gut microbiota¹⁰.

A wide variety of surgical digestive diseases can cause dysbiosis. Then, a preoperative approach with symbiotics theoretically can confer a healthy environment in the gut microflora⁵⁰. By enhancing the colonization of beneficial bacteria, symbiotics may help create an environment less favorable to pathogenic organisms. In accordance, randomized trials and meta-analysis showed that symbiotics can reduce postoperative complications and reduce LOS^{4,10,50}.

Although without evidence, in patients with compromised immune system a careful evaluation before incorporating symbiotics into their perioperative care may be useful. Symbiotics may be administered both preoperatively and postoperatively to support the gut microbiota before surgery and aid in recovery afterward^{4,10}. Most of studies which report benefits used symbiotics in a range of 5 to 10 days of prescription, and a wide arrange in number and sort of species of probiotic bacteria is recommended^{4,10,50}.

How to manage pain perioperatively?

Pain management in ERPs involves a multimodal approach that prioritizes patient comfort while minimizing the use of opioids to avoid their associated side effects. The

goal is to provide effective pain relief, enhance recovery, and reduce the risk of complications³⁰.

Preoperatively, the surgical team, especially the anesthesiologist, should administer analgesic medications before surgery to preemptively address pain and modulate the body's response to surgical stress³¹. Regional anesthesia techniques, such as epidurals or peripheral nerve blocks, to provide targeted pain relief and reduce the need for systemic opioids is highly suggested^{19,42,43}. A strategy to minimize intraoperative opioid use is recommended^{43,56}. This may involve the use of non-opioid analgesics, such as dipyrene and nonsteroidal anti-inflammatory drugs (trometamol ceterolaco, for example), and continuation of regional anesthesia when applicable¹⁹.

This position paper also recommends the use of local anesthetics at the surgical site to reduce pain and minimize the use of other types of analgesia³⁰. Use the expertise of the anesthesiologist to continue the multimodal analgesic approach into the postoperative period, combining medications with different mechanisms of action to address pain from various angles. In this context, employ opioid-sparing protocols, focusing on minimizing opioid use and utilizing alternative analgesic agents^{35,36}.

CONCLUSIONS

This position paper of the Brazilian College of Digestive Surgery strongly emphasizes that the implementation of ERPs in digestive surgery represents a paradigm shift in perioperative care, transcending traditional practices and embracing an intelligent approach to patient well-being. This review has explored the multifaceted components that define an ERPs, especially the ERAS and the ACERTO protocols, emphasizing the integration of evidence-based interventions across the preoperative, intraoperative, and postoperative phases. ERPs in digestive surgery can benefit not only the patient but also reduce costs in digestive surgery^{2,45}. As the landscape of perioperative care continues to evolve, ongoing research and innovation will shape the future of ERPs.

Collaborative efforts between multidisciplinary teams, including surgeons, anesthesiologists, nurses, dieticians, physiotherapists and other healthcare professionals, are crucial for successful ERPs implementation. By fostering a culture of

continuous improvement and staying abreast of emerging evidence, healthcare providers can ensure that ERPs remain dynamic and responsive to evolving patient needs in their institution. It is also vital to have a hospital early discharge plan in mind. So, begin discharge planning early during the patient's hospital stay. Identify potential discharge needs and constraints as soon as possible. The surgeons should involve a multidisciplinary team, including physicians, nurses, social workers, therapists, the family of the patient and other relevant healthcare professionals, in the discharge planning process.

In summary, this chapter article has delved into the principles, components, and outcomes of ERPs in digestive surgery, highlighting their transformative impact on postoperative recovery. By embracing ERPs, healthcare institutions not only improve patient outcomes but also contribute to a paradigm of care that prioritizes individualized, evidence-based interventions, setting a new standard for surgical excellence in the modern era.

REFERENCES

1. Adiamah A, Skořepa P, Weimann A, Lobo DN. The Impact of Preoperative Immune Modulating Nutrition on Outcomes in Patients Undergoing Surgery for Gastrointestinal Cancer: A Systematic Review and Meta-analysis. *Ann Surg.* 2019;270(2):247-256. doi: 10.1097/SLA.0000000000003256
2. Aguilár-Nascimento JE, Bicudo-Salomão A, Ribeiro MRR, Dock-Nascimento DB, Caporossi C. Cost-effectiveness of the use of ACERTO protocol in major digestive surgery. *Arq Bras Cir Dig.* 2022;35:e1660. doi: 10.1590/0102-672020210002e1660.
3. Perrone F, da-Silva-Filho AC, Adôrno IF, Anabuki NT, Leal FS, Colombo T, et al. Effects of preoperative feeding with a whey protein plus carbohydrate drink on the acute phase response and insulin resistance. A randomized trial. *Nutr J.* 2011;10:66. doi: 10.1186/1475-2891-10-66.
4. Araújo MM, Montalvão-Sousa TM, Teixeira PDC, Figueiredo ACMG, Botelho PB. The effect of probiotics on postsurgical complications in patients with colorectal cancer: a systematic review and meta-analysis. *Nutr Rev.* 2023;81(5):493-510. doi: 10.1093/nutrit/nuac069.
5. Bicudo-Salomão A, Meireles MB, Caporossi C, Crotti PL, de Aguilár-Nascimento JE. Impact of the ACERTO project in the postoperative morbi-mortality in a university hospital. *Rev Col Bras Cir.* 2011;38(1):3-10. doi: 10.1590/s0100-69912011000100002.
6. Bicudo-Salomão A, Salomão RF, Cuerva MP, Martins MS, Dock-Nascimento DB, Aguilár-Nascimento JE. Factors related to the reduction of the risk of complications in colorectal surgery within perioperative care recommended by the ACERTO protocol. *Arq Bras Cir Dig.* 2019;32(4):e1477. doi: 10.1590/0102-672020190001e1477.
7. Bosboom JJ, Wijnberge M, Geerts BF, Kerstens M, Mythen MG, Vlaar APJ, et al. Restrictive versus conventional ward fluid therapy in non-cardiac surgery

- patients and the effect on postoperative complications: a meta-analysis. *Perioper Med (Lond)*. 2023;12(1):52. doi: 10.1186/s13741-023-00337-9.
8. Brajcich BC, Stigall K, Walsh DS, Varghese TK, Barber AE, Kralovich KA, et al. Preoperative Nutritional Optimization of the Oncology Patient: A Scoping Review. *J Am Coll Surg*. 2022;234(3):384-394. doi: 10.1097/XCS.000000000000055.
 9. Brustia R, Monsel A, Skurzak S, Schiffer E, Carrier FM, et al. Guidelines for Perioperative Care for Liver Transplantation: Enhanced Recovery After Surgery (ERAS) Recommendations. *Transplantation*. 2022;106(3):552-561. doi: 10.1097/TP.0000000000003808.
 10. Chowdhury AH, Adiamah A, Kushairi A, Varadhan KK, Krznaric Z, Kulkarni AD, et al. Perioperative Probiotics or Synbiotics in Adults Undergoing Elective Abdominal Surgery: A Systematic Review and Meta-analysis of Randomized Controlled Trials. *Ann Surg*. 2020;271(6):1036-1047. doi: 10.1097/SLA.0000000000003581.
 11. Chowdhury AH, Lobo DN. Fluids and gastrointestinal function. *Curr Opin Clin Nutr Metab Care*. 2011;14(5):469-76. doi: 10.1097/MCO.0b013e328348c084.
 12. Correia MITD, Tomasich FDS, de-Castro Filho HF, Portari Filho PE, Colleoni Neto R. Safety and quality in surgery: surgeons' perception in Brazil. *Rev Col Bras Cir*. 2019;46(4):e2146. doi: 10.1590/0100-6991e-20192146.
 13. Cozza V, Barberis L, Altieri G, Donatelli M, Sganga G, La Greca A. Prediction of postoperative nausea and vomiting by point-of-care gastric ultrasound: can we improve complications and length of stay in emergency surgery? A cohort study. *BMC Anesthesiol*. 2021;21(1):211. doi: 10.1186/s12871-021-01428-0.
 14. Davis JF, van Rooijen SJ, Grimmatt C, West MA, Campbell AM, Awasthi R, et al. From Theory to Practice: An International Approach to Establishing Prehabilitation Programmes. *Curr Anesthesiol Rep*. 2022;12(1):129-137. doi: 10.1007/s40140-022-00516-2.
 15. de Aguiar-Nascimento JE, Bicudo-Salomão A, Caporossi C, Silva Rde M, Cardoso EA, Santos TP, et al. Multimodal approach in colorectal surgery

- without mechanical bowel cleansing. *Rev Col Bras Cir.* 2009;36(3):204-9. PMID: 20076899.
16. de Aguiar-Nascimento JE, de Almeida Dias AL, Dock-Nascimento DB, Correia MI, Campos AC, Portari-Filho PE, Oliveira SS. Actual preoperative fasting time in Brazilian hospitals: the BIGFAST multicenter study. *Ther Clin Risk Manag.* 2014;10:107-12. doi: 10.2147/TCRM.S56255.
 17. de Aguiar-Nascimento JE, Salomão AB, Caporossi C, Dock-Nascimento DB, Eder Portari-Filho P, Campos ACL, et al. ACERTO Project - 15 years changing perioperative care in Brazil. *Rev Col Bras Cir.* 2021;48:e20202832. doi: 10.1590/0100-6991e-20202832.
 18. de Aguiar-Nascimento JE, Salomão AB, Waitzberg DL, Dock-Nascimento DB, Correa MITD, Campos ACL, et al. ACERTO guidelines of perioperative nutritional interventions in elective general surgery. *Rev Col Bras Cir.* 2017;44(6):633-648. doi: 10.1590/0100-69912017006003.
 19. de Aguiar-Nascimento JE, Bicudo-Salomão A, Caporossi C, Silva RM, Cardoso EA, Santos TP. Acerto project: outcome evaluation after the implementation of a multidisciplinary protocol of peri-operative care in general surgery. *Rev Col Bras Cir* 2006; 33(3):181-188. doi: 10.1590/S0100-69912006000300010.
 20. de Andrade Gagheggi Ravanini G, Portari Filho PE, Abrantes Luna R, Almeida de Oliveira V. Organic inflammatory response to reduced preoperative fasting time, with a carbohydrate and protein enriched solution; a randomized trial. *Nutr Hosp.* 2015;32(2):953-7. doi: 10.3305/nh.2015.32.2.8944.
 21. Evans DC, Martindale RG, Kiraly LN, Jones CM. Nutrition optimization prior to surgery. *Nutr Clin Pract.* 2014;29(1):10-21. doi: 10.1177/0884533613517006.
 22. Faria MS, de Aguiar-Nascimento JE, Pimenta OS, Alvarenga LC Jr, Dock-Nascimento DB, Shessarenko N. Preoperative fasting of 2 hours minimizes insulin resistance and organic response to trauma after video-cholecystectomy: a randomized, controlled, clinical trial. *World J Surg.* 2009;33(6):1158-64. doi: 10.1007/s00268-009-0010-x.

23. Fawcett WJ, Thomas M. Pre-operative fasting in adults and children: clinical practice and guidelines. *Anaesthesia*. 2019;74(1):83-88. doi: 10.1111/anae.14500.
24. Franco AC, Bicudo-Salomão A, Aguilar-Nascimento JE, Santos TB, Sohn RV. Ultra-early postoperative feeding and its impact on reducing endovenous fluids. *Rev Col Bras Cir*. 2020;47:e20202356. doi: 10.1590/0100-6991e-20202356.
25. Fukatsu K. Role of nutrition in gastroenterological surgery. *Ann Gastroenterol Surg*. 2019;3(2):160-168. doi: 10.1002/ags3.12237.
26. Gillis C, Buhler K, Bresee L, Carli F, Gramlich L, Culos-Reed N, et al. Effects of Nutritional Prehabilitation, With and Without Exercise, on Outcomes of Patients Who Undergo Colorectal Surgery: A Systematic Review and Meta-analysis. *Gastroenterology*. 2018;155(2):391-410.e4. doi: 10.1053/j.gastro.2018.05.012.
27. Gillis C, Fenton TR, Sajobi TT, Minnella EM, Awasthi R, Loisel SÈ, et al. Charlebois P, Carli F. Trimodal prehabilitation for colorectal surgery attenuates post-surgical losses in lean body mass: A pooled analysis of randomized controlled trials. *Clin Nutr*. 2019;38(3):1053-1060. doi: 10.1016/j.clnu.2018.06.982.
28. Gillis C, Ljungqvist O, Carli F. Corrigendum to 'Prehabilitation, enhanced recovery after surgery, or both? A narrative review' (*Br J Anaesth* 2022; 128: 434-48). *Br J Anaesth*. 2022;128(6):1061. doi: 10.1016/j.bja.2022.03.001.
29. Grass F, Pache B, Martin D, Addor V, Hahnloser D, Demartines N, et al. Feasibility of early postoperative mobilisation after colorectal surgery: A retrospective cohort study. *Int J Surg*. 2018;56:161-166. doi: 10.1016/j.ijsu.2018.06.024.
30. Groen JV, Henrar RB, Hanna Sawires RG, AlEassa E, Martini CH, Bonsing BA, et al. Pain management, fluid therapy and thromboprophylaxis after pancreatoduodenectomy: a worldwide survey among surgeons. *HPB (Oxford)*. 2022;24(4):558-567. doi: 10.1016/j.hpb.2021.09.006.
31. Gustafsson UO, Scott MJ, Hubner M, Nygren J, Demartines N, Francis N, et al. Guidelines for Perioperative Care in Elective Colorectal Surgery: Enhanced

- Recovery After Surgery (ERAS[®]) Society Recommendations: 2018. *World J Surg.* 2019;43(3):659-695. doi: 10.1007/s00268-018-4844-y.
32. Hasil L, Fenton TR, Ljungqvist O, Gillis C. From clinical guidelines to practice: The nutrition elements for enhancing recovery after colorectal surgery. *Nutr Clin Pract.* 2022;37(2):300-315. doi: 10.1002/ncp.10751.
33. Kehlet H, Wilmore DW. Evidence-based surgical care and the evolution of fast-track surgery. *Ann Surg.* 2008;248(2):189-98. doi: 10.1097/SLA.0b013e31817f2c1a.
34. Joshi GP, Abdelmalak BB, Weigel WA, Harbell MW, Kuo CI, Soriano SG, et al. American Society of Anesthesiologists Practice Guidelines for Preoperative Fasting: Carbohydrate-containing Clear Liquids with or without Protein, Chewing Gum, and Pediatric Fasting Duration-A Modular Update of the 2017 American Society of Anesthesiologists Practice Guidelines for Preoperative Fasting. *Anesthesiology.* 2023;138(2):132-151. doi: 10.1097/ALN.0000000000004381.
35. Lassen K, Coolen MM, Slim K, Carli F, de Aguilar-Nascimento JE, Schäfer M, et al. Guidelines for perioperative care for pancreaticoduodenectomy: Enhanced Recovery After Surgery (ERAS[®]) Society recommendations. *Clin Nutr.* 2012;31(6):817-30. doi: 10.1016/j.clnu.2012.08.011.
36. Lassen K, Soop M, Nygren J, Cox PB, Hendry PO, Spies C, et al. Consensus review of optimal perioperative care in colorectal surgery: Enhanced Recovery After Surgery (ERAS) Group recommendations. *Arch Surg.* 2009;144(10):961-9. doi: 10.1001/archsurg.2009.170.
37. Lobo DN. The 2023 Sir David Cuthbertson Lecture. A fluid journey: Experiments that influenced clinical practice. *Clin Nutr.* 2023;42(11):2270-2281. doi: 10.1016/j.clnu.2023.09.029.
38. Lobo DN. Fluid overload and surgical outcome: another piece in the jigsaw. *Ann Surg.* 2009;249(2):186-8. doi: 10.1097/SLA.0b013e318197bdfc
39. Lobo DN, Gianotti L, Adiamah A, Barazzoni R, Deutz NEP, Dhatariya K, et al. Perioperative nutrition: Recommendations from the ESPEN expert group. *Clin Nutr.* 2020;39(11):3211-3227. doi: 10.1016/j.clnu.2020.03.038.

40. Low DE, Allum W, De Manzoni G, Ferri L, Immanuel A, Kuppusamy M, et al. Guidelines for Perioperative Care in Esophagectomy: Enhanced Recovery After Surgery (ERAS®) Society Recommendations. *World J Surg.* 2019;43(2):299-330. doi: 10.1007/s00268-018-4786-4.
41. Malbrain MLNG, Langer T, Annane D, Gattinoni L, Elbers P, Hahn RG, et al. Intravenous fluid therapy in the perioperative and critical care setting: Executive summary of the International Fluid Academy (IFA). *Ann Intensive Care.* 2020;10(1):64. doi: 10.1186/s13613-020-00679-3.
42. Molenaar CJL, Minnella EM, Coca-Martinez M, Ten Cate DWG, Regis M, Awasthi R, et al. Effect of Multimodal Prehabilitation on Reducing Postoperative Complications and Enhancing Functional Capacity Following Colorectal Cancer Surgery: The PREHAB Randomized Clinical Trial. *JAMA Surg.* 2023;158(6):572-581. doi: 10.1001/jamasurg.2023.0198.
43. Mortensen K, Nilsson M, Slim K, Schäfer M, Mariette C, Braga M, et al. Consensus guidelines for enhanced recovery after gastrectomy: Enhanced Recovery After Surgery (ERAS®) Society recommendations. *Br J Surg.* 2014;101(10):1209-29. doi: 10.1002/bjs.9582.
44. Nascimento JEA, Campos AC, Borges A, Correia MITD, Tavares GM. Terapia Nutricional no Perioperatório. Projeto Diretrizes da Associação Médica Brasileira e Conselho Federal de Medicina. DITEN, 2011. https://amb.org.br/files/_BibliotecaAntiga/terapia_nutricional_no_perioperatorio.pdf (assessed 11/30/2023).
45. Nascimento JEA, Salomão AB, Ribeiro MRR, Silva RFD, Arruda WSC. Cost-effectiveness analysis of hernioplasties before and after the implementation of the ACERTO project. *Rev Col Bras Cir.* 2020;47:e20202438. doi: 10.1590/0100-6991e-20202438.
46. Nogueira PLB, da Silva MR, Dock-Nascimento DB, de Aguilar-Nascimento JE. Residual gastric volume after 3 h of the ingestion of an oral supplement containing carbohydrates alone or associated with whey protein: a randomized crossover pilot study. *Perioper Med (Lond).* 2022;11(1):56. doi: 10.1186/s13741-022-00289-6.

47. Nogueira PLB, Dock-Nascimento DB, de Aguiar-Nascimento JE. Extending the benefit of nutrition intervention beyond the operative setting. *Curr Opin Clin Nutr Metab Care*. 2022;25(6):388-392. doi: 10.1097/MCO.0000000000000868.
48. Noonpradej S, Akaraborworn O. Intravenous Fluid of Choice in Major Abdominal Surgery: A Systematic Review. *Crit Care Res Pract*. 2020;2020:2170828. doi: 10.1155/2020/2170828.
49. Pimenta GP, de Aguiar-Nascimento JE. Prolonged preoperative fasting in elective surgical patients: why should we reduce it? *Nutr Clin Pract*. 2014;29(1):22-8. doi: 10.1177/0884533613514277.
50. Polakowski CB, Kato M, Preti VB, Schieferdecker MEM, Ligocki Campos AC. Impact of the preoperative use of synbiotics in colorectal cancer patients: A prospective, randomized, double-blind, placebo-controlled study. *Nutrition*. 2019;58:40-46. doi: 10.1016/j.nut.2018.06.004.
51. Powell-Tuck J, Allison SP, Gosling P, et al. Summary of the British Consensus Guidelines on Intravenous Fluid Therapy for Adult Surgical Patients (GIFTASUP) – For Comment. *J Intensive Care Soc*. 2009;10(1):13-15. doi:10.1177/175114370901000105.
52. Pu H, Heighes PT, Simpson F, Wang Y, Liang Z, Wischmeyer P, et al. Early oral protein-containing diets following elective lower gastrointestinal tract surgery in adults: a meta-analysis of randomized clinical trials. *Perioper Med (Lond)*. 2021;10(1):10. doi: 10.1186/s13741-021-00179-3.
53. Rosa F, Longo F, Pozzo C, Strippoli A, Quero G, Fiorillo C, et al. Enhanced recovery after surgery (ERAS) versus standard recovery for gastric cancer patients: The evidences and the issues. *Surg Oncol*. 2022;41:101727. doi: 10.1016/j.suronc.2022.101727.
54. Sampaio MAF, Sampaio SLP, Leal PDC, Moura ECR, Alvares LGGS, DE-Oliveira CMB, et al. ACERTO Project: impact on assistance of a public emergency hospital. *Arq Bras Cir Dig*. 2021;33(3):e1544. doi: 10.1590/0102-672020200003e1544.

55. Schwartz J, Gan TJ. Management of postoperative nausea and vomiting in the context of an Enhanced Recovery after Surgery program. *Best Pract Res Clin Anaesthesiol.* 2020;34(4):687-700. doi: 10.1016/j.bpa.2020.07.011.
56. Stenberg E, Dos Reis Falcão LF, O'Kane M, Liem R, Pournaras DJ, et al. Guidelines for Perioperative Care in Bariatric Surgery: Enhanced Recovery After Surgery (ERAS) Society Recommendations: A 2021 Update. *World J Surg.* 2022;46(4):729-751. doi: 10.1007/s00268-021-06394-9.
57. Teixeira UF, Goldoni MB, Waechter FL, Sampaio JA, Mendes FF, Fontes PRO. Enhanced recovery (ERAS) after liver surgery: comparative study in a brazilian tertiary center. *Arq Bras Cir Dig.* 2019;32(1):e1424. doi: 10.1590/0102-672020180001e1424.
58. Vignarajah M, Berg A, Abdallah Z, Arora N, Javidan A, Pitre T, et al. Intraoperative use of balanced crystalloids versus 0.9% saline: a systematic review and meta-analysis of randomised controlled studies. *Br J Anaesth.* 2023;131(3):463-471. doi: 10.1016/j.bja.2023.05.029.
59. Waitzberg DL, Saito H, Plank LD, Jamieson GG, Jagannath P, Hwang TL, et al. Postsurgical infections are reduced with specialized nutrition support. *World J Surg.* 2006;30(8):1592-604. doi: 10.1007/s00268-005-0657-x.
60. Weimann A, Braga M, Carli F, Higashiguchi T, Hübner M, Klek S, et al. ESPEN practical guideline: Clinical nutrition in surgery. *Clin Nutr.* 2021;40(7):4745-4761. doi: 10.1016/j.clnu.2021.03.031.
61. Weibel S, Rücker G, Eberhart LH, Pace NL, Hartl HM, Jordan OL, Mayer D, Riemer M, Schaefer MS, Raj D, Backhaus I, Helf A, Schlesinger T, Kienbaum P, Kranke P. Drugs for preventing postoperative nausea and vomiting in adults after general anaesthesia: a network meta-analysis. *Cochrane Database Syst Rev.* 2020;10(10):CD012859. doi: 10.1002/14651858.CD012859.pub2.
62. Wendler E, Nassif PAN, Malafaia O, Brites Neto JL, Ribeiro JGA, Proença LB, et al. Shorten preoperative fasting and introducing early eating assistance in recovery after gastrojejunal bypass? *Arq Bras Cir Dig.* 2022;34(3):e1606. doi: 10.1590/0102-672020210003e1606.

63. Willner A, Teske C, Hackert T, Welsch T. Effects of early postoperative mobilization following gastrointestinal surgery: systematic review and meta-analysis. *BJS Open*. 2023;7(5):zrad102. doi: 10.1093/bjsopen/zrad102.
64. Wongyingsinn M, Peanpanich P, Charoensawan S. A randomized controlled trial comparing incidences of postoperative nausea and vomiting after laparoscopic cholecystectomy for preoperative intravenous fluid loading, ondansetron, and control groups in a regional hospital setting in a developing country. *Medicine (Baltimore)*. 2022;101(42):e31155. doi: 10.1097/MD.00000000000031155.
65. Zorrilla-Vaca A, Stone AB, Ripolles-Melchor J, Abad-Motos A, Ramirez-Rodriguez JM, Galan-Menendez P, et al. Institutional factors associated with adherence to enhanced recovery protocols for colorectal surgery: Secondary analysis of a multicenter study. *J Clin Anesth*. 2021;74:110378. doi: 10.1016/j.jclinane.2021.110378.

This preprint was submitted under the following conditions:

- The authors declare that they are aware that they are solely responsible for the content of the preprint and that the deposit in SciELO Preprints does not mean any commitment on the part of SciELO, except its preservation and dissemination.
- The authors declare that the necessary Terms of Free and Informed Consent of participants or patients in the research were obtained and are described in the manuscript, when applicable.
- The authors declare that the preparation of the manuscript followed the ethical norms of scientific communication.
- The authors declare that the data, applications, and other content underlying the manuscript are referenced.
- The deposited manuscript is in PDF format.
- The authors declare that the research that originated the manuscript followed good ethical practices and that the necessary approvals from research ethics committees, when applicable, are described in the manuscript.
- The authors declare that once a manuscript is posted on the SciELO Preprints server, it can only be taken down on request to the SciELO Preprints server Editorial Secretariat, who will post a retraction notice in its place.
- The authors agree that the approved manuscript will be made available under a [Creative Commons CC-BY](#) license.
- The submitting author declares that the contributions of all authors and conflict of interest statement are included explicitly and in specific sections of the manuscript.
- The authors declare that the manuscript was not deposited and/or previously made available on another preprint server or published by a journal.
- If the manuscript is being reviewed or being prepared for publishing but not yet published by a journal, the authors declare that they have received authorization from the journal to make this deposit.
- The submitting author declares that all authors of the manuscript agree with the submission to SciELO Preprints.